

**Symbiox Investment & Trading Co Ltd**

7A, Rani Rashmoni Road,  
Kolkata - 700013  
Phone No. 033-32515833  
CIN : L65993WB1979PLC032012  
Website : [www.symbioxinvestment.org](http://www.symbioxinvestment.org)  
Email ID : [symbioxinvestment100@gmail.com](mailto:symbioxinvestment100@gmail.com)

Date: 09.07.2015

To,  
Listing Department  
**The Calcutta Stock Exchange Limited**  
Corporate Relationship Dept,  
7 Lyons Range  
Kolkata-700001

To,  
**Metropolitan Stock Exchange of India Ltd**  
Exchange Square, Suren Road, Chakala  
Andheri (East), Mumbai- 400093

**Sub: Quarterly Compliance under Clause 35 of the Listing Agreement**

Dear Sir/Madam,

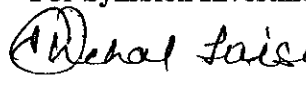
We are enclosing herewith Shareholding Pattern of the Company for quarter ended 30th June, 2015, pursuant to Clause 35 of the Listing Agreement.


Kindly take the same on your record and acknowledge the receipt.

Thanking you,

Yours faithfully,


For Symbiox Investment & Trading Co Ltd

  
**Anchal Jaiswal**  
(Company Secretary)




## Introductory sub-table (I)(a)


<b>Name of the Company: Symbiox Investment &amp; Trading Co. Ltd</b>			
<b>Scrip Code : 29461, Name of the scrip : SYMBOXINV; SYMBIOX, class of security: EQUITY</b>			
<b>Quarter ended: 30th June, 2015</b>			
<b>Partly paid-up shares:-</b>	<b>No. of partly paid-up shares</b>	<b>As a % of total no. of partly paid-up shares</b>	<b>As a % of total no. of shares of the company</b>
Held by promoter/promoter group	0	0	0
Held by public	0	0	0
<b>Total</b>	<b>0</b>	<b>0</b>	<b>0</b>
<b>Outstanding convertible securities:-</b>	<b>No. of outstanding securities</b>	<b>As a % of total no. of outstanding convertible securities</b>	<b>As a % of total no. of shares of the company, assuming full conversion of the convertible securities</b>
Held by promoter/promoter group	0	0	0
Held by public	0	0	0
<b>Total</b>	<b>0</b>	<b>0</b>	<b>0</b>
<b>Warrants:-</b>	<b>No. of warrants</b>	<b>As a % of total no. of warrants</b>	<b>As a % of total no. of shares of the company, assuming full conversion of warrants</b>
Held by promoter/promoter group	0	0	0
Held by public	0	0	0
<b>Total</b>	<b>0</b>	<b>0</b>	<b>0</b>
<b>Total paid-up capital of the company, assuming full conversion of warrants and convertible securities</b>	<b>31,287,330</b>		



Statement Showing Shareholding Pattern								
Category code	Category of Shareholder	Table 1(a)			Total shareholding as a percentage of total number of shares		Shares Pledged or otherwise encumbered	
		Number of Shareholders	Total number of shares	Number of shares held in dematerialized form	As a percentage of (A+B) <sup>1</sup>	As a percentage of (A+B+C)	Number of shares	As a percentage
		(iii)	(iv)	(v)	(vi)	(vii)	(viii)	(ix) = (viii)/(iv)*100
(A)	Shareholding of Promoter and Promoter Group <sup>2</sup>							
1	Indian							
	Individuals/ Hindu Undivided Family	1	40900	0	0.13	0.13	0	0.00
(b)	Central Government/ State Government(s)	0	0	0	0.00	0.00	0	0.00
(c)	Bodies Corporate	1	1000000	0	3.20	3.20	0	0.00
(d)	Financial Institutions/ Banks	0	0	0	0.00	0.00	0	0.00
(e)	Any Others (Specify)	0	0	0	0.00	0.00	0	0.00
(e-i)		0	0	0	0.00	0.00	0	0.00
(e-ii)		0	0	0	0.00	0.00	0	0.00
	<b>Sub Total(A)(1)</b>	<b>2</b>	<b>1040900</b>	<b>0</b>	<b>3.33</b>	<b>3.33</b>	<b>0</b>	<b>0.00</b>
2	Foreign							
a	Individuals (Non-Residents Individuals/ Foreign Individuals)	0	0	0	0.00	0.00	0	0.00
b	Bodies Corporate	0	0	0	0.00	0.00	0	0.00
c	Institutions	0	0	0	0.00	0.00	0	0.00
d	Qualified Foreign Investor	0	0	0	0.00	0.00	0	0.00
e	Any Others (Specify)	0	0	0	0.00	0.00	0	0.00
e-i		0	0	0	0.00	0.00	0	0.00
e-ii								
	<b>Sub Total(A)(2)</b>	<b>0</b>	<b>0</b>	<b>0</b>	<b>0.00</b>	<b>0.00</b>	<b>0</b>	<b>0.00</b>
	<b>Total Shareholding of Promoter and Promoter Group (A)= (A)(1)+(A)(2)</b>	<b>2</b>	<b>1,040,900</b>	<b>0</b>	<b>3.33</b>	<b>3.33</b>	<b>0</b>	<b>0.00</b>
(B)	Public shareholding							
1	Institutions							
(a)	Mutual Funds/ UTI	0	0	0	0.00	0.00	0	0.00
(b)	Financial Institutions/ Banks	0	0	0	0.00	0.00	0	0.00
(c)	Central Government/ State Government(s)	0	0	0	0.00	0.00	0	0.00
(d)	Venture Capital Funds	0	0	0	0.00	0.00	0	0.00
(e)	Insurance Companies	0	0	0	0.00	0.00	0	0.00
(f)	Foreign Institutional Investors	0	0	0	0.00	0.00	0	0.00
(g)	Foreign Venture Capital Investors	0	0	0	0.00	0.00	0	0.00
(h)	Qualified Foreign Investor	0	0	0	0.00	0.00	0	0.00
(i)	Any Other (specify)	0	0	0	0.00	0.00	0	0.00
(i-ii)		0	0	0	0.00	0.00	0	0.00
(i-ii)		0	0	0	0.00	0.00	0	0.00
	<b>Sub-Total (B)(1)</b>	<b>0</b>	<b>0</b>	<b>0</b>	<b>0.00</b>	<b>0.00</b>	<b>0</b>	<b>0.00</b>
B 2	Non-institutions							
(a)	Bodies Corporate	11	8,305,230	0	26.55	26.55	0	0.00
(b)	Individuals							
I	Individuals -i. Individual shareholders holding nominal share capital up to Rs 1 lakh	488	3,695,200	0	11.81	11.81	0	0.00
II	ii. Individual shareholders holding nominal share capital in excess of Rs. 1 lakh.	435	15,457,000	0	49.40	49.40	0	0.00
(c)	Qualified Foreign Investor	0	0	0	0.00	0.00	0	0.00
(d)	Any Other (Partnership Firm)	0	0	0	0.00	0.00	0	0.00
(d-i)	HUF	175	2,789,000	0	8.91	8.91	0	0.00
	<b>Sub-Total (B)(2)</b>	<b>1109</b>	<b>30,246,430</b>	<b>0</b>	<b>96.67</b>	<b>96.67</b>	<b>0</b>	<b>0.00</b>
(B)	<b>Total Public Shareholding (B)= (B)(1)+(B)(2)</b>	<b>1109</b>	<b>30,246,430</b>	<b>0</b>	<b>96.67</b>	<b>96.67</b>	<b>0</b>	<b>0.00</b>
	<b>TOTAL (A)+(B)</b>	<b>1111</b>	<b>31,287,330</b>	<b>0</b>	<b>100.00</b>	<b>100.00</b>	<b>0</b>	<b>0.00</b>
(C)	Shares held by Custodians and against which Depository Receipts have been issued							
1	Promoter and Promoter Group	0	0	0	0	0.00	0	0.00
2	Public	0	0	0	0	0.00	0	0.00
	<b>Sub-Total (C)</b>	<b>0</b>	<b>0</b>	<b>0</b>	<b>0</b>	<b>0</b>	<b>0</b>	<b>0.00</b>
	<b>GRAND TOTAL (A)+(B)+(C)</b>	<b>1111</b>	<b>31,287,330</b>	<b>0</b>	<b>100.00</b>	<b>100.00</b>	<b>0</b>	<b>0.00</b>



Sr.No	Notes
1	
2	
3	
4	
5	
6	
7	
8	
9	





**(D)(c)(i) Statement showing holding of securities (including shares, warrants, convertible securities) of persons belonging to the category "Public" and holding more than 1% of the total number of shares**

Sr. No.	Name of the shareholder	Number of shares held	Shares as a percentage of total number of shares {i.e., Grand Total (A)+(B)+(C) indicated in Statement at para (1)(a) above}	Details of warrants		Details of convertible securities		Total shares (including underlying shares assuming full conversion of warrants and convertible securities) as a % of diluted share capital
				Number of warrants held	As a % total number of warrants of the same class	Number of convertible securities held	% w.r.t total number of convertible securities of the same class	
1	PRERNA CHAUDHARY	345,000	1.10	0	0.00	0	0.00	1.10
2	SUSHAMA CHAUDHARY	400,000	1.28	0	0.00	0	0.00	1.28
3	SURAKSHIT MERCHANTS PVT. LTD.	467,500	1.49	0	0.00	0	0.00	1.49
4	UTILITY AGENCY PRIVATE LIMITED	468,500	1.50	0	0.00	0	0.00	1.50
5	DACE EXIM PRIVATE LIMITED	469,000	1.50	0	0.00	0	0.00	1.50
6	ALIMAS REALTORS PRIVATE LIMITED	860,500	2.75	0	0.00	0	0.00	2.75
7	GOODPOINT COMMODEAL PVT. LTD.	1,500,000	4.79	0	0.00	0	0.00	4.79
8	JUHI VYAPAAR PRIVATE LIMITED	1,500,000	4.79	0	0.00	0	0.00	4.79
9	NOVELTY DEALER PRIVATE LIMITED	1,500,000	4.79	0	0.00	0	0.00	4.79
10	RUDRA PRO BUILD PRIVATE LIMITED	1,500,000	4.79	0	0.00	0	0.00	4.79
<b>TOTAL</b>		<b>9,010,500</b>	<b>28.80</b>					<b>28.80</b>



**(1)(c)(ii) Statement showing holding of securities (including shares, warrants, convertible securities) of persons (together with PAC) belonging to the category "Public" and holding more than 5% of the total number of shares of the company**

Sr. No.	Name(s) of the shareholder(s) and the Persons Acting in Concert (PAC) with them	Number of shares	Shares as a percentage of total number of shares {i.e., Grand Total (A)+(B)+(C) indicated in Statement at para (1)(s) above}	Details of warrants		Details of convertible securities		Total shares (including underlying shares assuming full conversion of warrants and convertible securities) as a % of diluted share capital
				Number of warrants	As a % total number of warrants of the same class	Number of convertible securities held	% w.r.t total number of convertible securities of the same class	
1	NIL	0	0.00	0	0.00	0	0.00	0
<b>TOTAL</b>		<b>0</b>	<b>0.00</b>	<b>0</b>	<b>0.00</b>	<b>0</b>	<b>0.00</b>	<b>0</b>



**(I)(d) Statement showing details of locked-in shares**


Sr. No.	Name of the shareholder	Number of locked-in shares	Locked-in shares as a percentage of total number of shares {i.e., Grand Total (A)+(B)+(C) indicated in Statement at para (I)(a) above}
1	Tyro Commercial Private Limited	1,000,000	3.20
<b>TOTAL</b>		<b>1,000,000</b>	<b>3.20</b>





**(II)(a) Statement showing details of Depository Receipts (DRs)**

Sr. No.	Type of outstanding DR (ADRs, GDRs, SDRs, etc.)	Number of outstanding DRs	Number of shares underlying outstanding DRs	Shares underlying outstanding DRs as a percentage of total number of shares {i.e., Grand Total (A)+(B)+(C) indicated in Statement at para (D)(a) above}
1	NIL	0	0	0.00
2				
3				
4				
5				
<b>TOTAL</b>		<b>0</b>	<b>0</b>	<b>0.00</b>



(II)(b) Statement showing holding of Depository Receipts (DRs), where underlying shares held by "promoter/promoter group" are in excess of 1% of the total number of shares

Sr. No.	Name of the DR Holder	Type of outstanding DR (ADRs, GDRs, SDRs, etc.)	Number of shares underlying outstanding DRs	Shares underlying outstanding DRs as a percentage of total number of shares {i.e., Grand Total (A)+(B)+(C) indicated in Statement at para (I)(a) above}
1	NIL	0	0	0.00
2				
3				
4				
5				
<b>TOTAL</b>			<b>0</b>	<b>0.00</b>

AR